


ALSAN® RS COLOR ADDITIVE CHART




For use with ALSAN® RS 287 and ALSAN® RS 289


ALSAN® RS Color Packs are available in the standard colors below and can also be special ordered to match specific colors with a 20 color pack minimum. See PDS for complete application and mixing instructions.




COLOR: Signal White
RAL 9003
CODE: AC-101




COLOR: Light Grey
RAL 7035
CODE: AC-102




COLOR: Pebble Grey
RAL 7032
CODE: AC-103




COLOR: Window Grey
RAL 7040
CODE: AC-104




COLOR: Stone Grey
RAL 7030
CODE: AC-105




COLOR: Beige
RAL 1001
CODE: AC-106




COLOR: Terra Cotta
RAL 2001
CODE: AC-107




COLOR: Traffic Yellow
RAL 1023
CODE: AC-108




COLOR: Pale Green
RAL 6021
CODE: AC-109




COLOR: Traffic Green
RAL 6024
CODE: AC-110




COLOR: Traffic Blue
RAL 5017
CODE: AC-111



COLOR: Traffic Red
RAL 3020
CODE: AC-112



COLOR: Traffic Black
RAL 9017
CODE: AC-113



COLOR: Traffic Grey B
RAL 7043
CODE: AC-114

The color chips on this printed or electronic color chart are matched as closely as possible to the actual colors, but may vary slightly from the finished product as catalyst dosage, application temperature and mix time can all effect the product's color. Application of a test patch is recommended to verify color match.