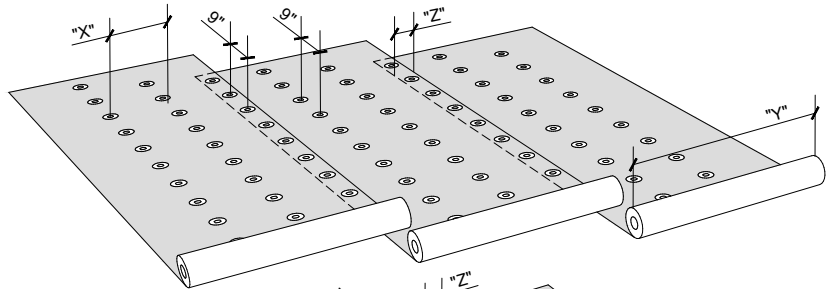


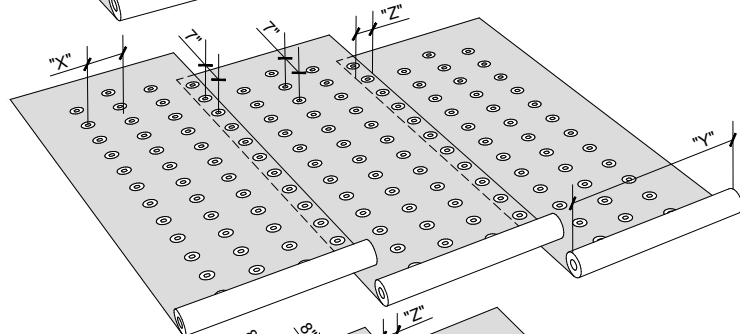
**ZONE 1**

- ONE (1) ROW AT SIDE LAPS SPACED 9" O.C.
- TWO (2) EQUALLY SPACED INTERMEDIATE ROWS SPACED 9" O.C. AND STAGGERED



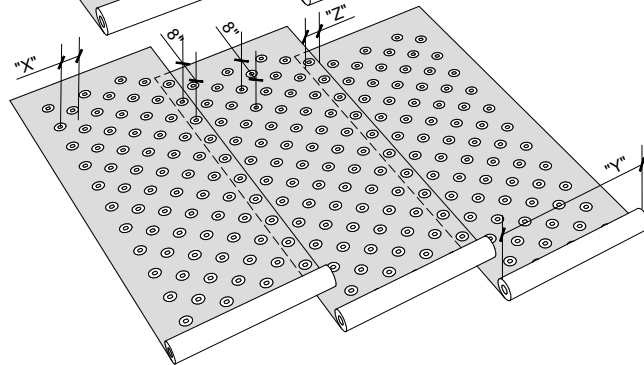
**ZONE 2**

- NOMINAL 70% INCREASE
- ONE (1) ROW AT SIDE LAPS SPACED 7" O.C.
- THREE (3) EQUALLY SPACED INTERMEDIATE ROWS SPACED 7" O.C. AND STAGGERED
- PRIME PLATES



**ZONE 3**

- NOMINAL 160% INCREASE
- ONE (1) ROW AT SIDE LAPS SPACED 8" O.C.
- SIX (6) EQUALLY SPACED INTERMEDIATE ROWS SPACED 8" O.C. AND STAGGERED
- PRIME PLATES



| Roll Width (Y) | Lap Width (Z) | Zone | Pattern     | Row Spacing (X) | Fasteners Per Square |
|----------------|---------------|------|-------------|-----------------|----------------------|
| 36in (0.9m)    | 2in           | 1    | 9,9,9       | 11.33in         | 141                  |
|                |               | 2    | 7,7,7,7     | 8.5in           | 242                  |
|                |               | 3    | 8,8,8,8,8,8 | 4.86in          | 371                  |
| 36in (0.9m)    | 3in           | 1    | 9,9,9       | 11in            | 145                  |
|                |               | 2    | 7,7,7,7     | 8.25in          | 249                  |
|                |               | 3    | 8,8,8,8,8,8 | 4.71in          | 382                  |
| 36in (0.9m)    | 4in           | 1    | 9,9,9       | 10.67in         | 150                  |
|                |               | 2    | 7,7,7,7     | 8in             | 258                  |
|                |               | 3    | 8,8,8,8,8,8 | 4.57in          | 394                  |
| 39in (1m)      | 3in           | 1    | 9,9,9       | 12in            | 133                  |
|                |               | 2    | 7,7,7,7     | 9in             | 229                  |
|                |               | 3    | 8,8,8,8,8,8 | 5.14in          | 350                  |
| 39in (1m)      | 4in           | 1    | 9,9,9       | 11.67in         | 137                  |
|                |               | 2    | 7,7,7,7     | 8.75in          | 235                  |
|                |               | 3    | 8,8,8,8,8,8 | 5in             | 360                  |

**NOTES:**

1. SOPREMA DETAIL DRAWINGS: REFER TO SOPREMA AND OTHER RELATED PUBLISHED DOCUMENTATION, PRODUCT DATA SHEETS (PDS) AND SAFETY DATA SHEETS (SDS) FOR ADDITIONAL INFORMATION. ALL DETAIL DRAWINGS AND RELATED INSTALLATION GUIDELINES ARE PROVIDED BY SOPREMA FOR THE SOLE PURPOSE OF ISSUING A SOPREMA WARRANTY. ACCORDINGLY, THE DETAIL DRAWINGS ARE NOT OFFERED, AND SHOULD NOT BE CONSIDERED, AS A SUBSTITUTE FOR PROFESSIONAL DESIGN SERVICES.
2. SOPREMA NOR ITS EMPLOYEES ARE DESIGNER OF RECORD FOR ANY PROJECT. FASTENING PATTERNS PROVIDED BY SOPREMA ARE FOR SOPREMA WARRANTY PURPOSES ONLY. REFER TO LOCAL BUILDING CODES, DESIGNER OF RECORD DOCUMENTS, AND JURISDICTIONAL/AGENCY APPROVALS FOR PROJECT-SPECIFIC FASTENING REQUIREMENTS.



US CORPORATE ADDRESS  
310 QUADRAL DRIVE  
WADSWORTH, OHIO 44281  
www.soprema.us  
Tel:330.334.0066

PROJECT:

TITLE:

**9, 9, 9 BASE SHEET FASTENING PATTERN  
AND PRESCRIPTIVE ENHANCEMENTS**

DRAWN BY: SOPREMA TECHNICAL SUPPORT, GGALLOWAY

NO.:

REVISION:

DATE:

DATE: 2.18.2020

SCALE: NTS

DRAWING NUMBER:  
**US.FP.11.07**