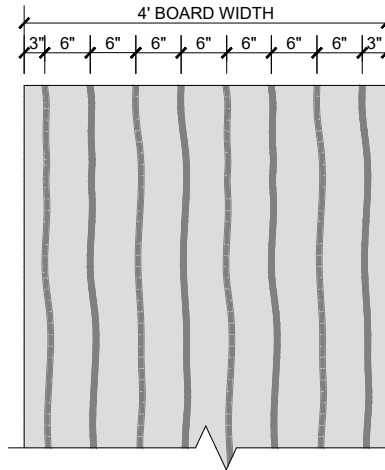


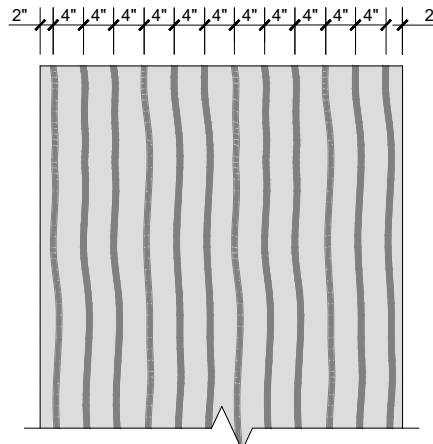
**ZONE 1**

- PARALLEL RIBBONS AT 6" O.C.
- REFER TO INSULATION ADHESIVE PRODUCT DATA SHEET FOR RIBBON WIDTH



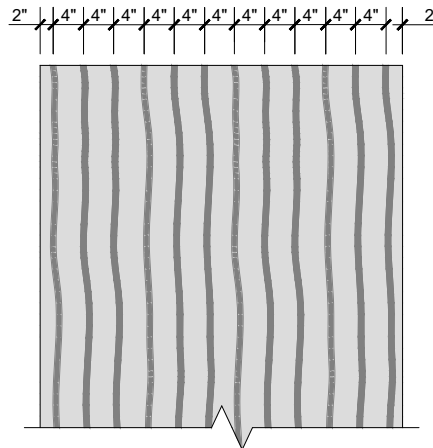
**ZONE 2**

- PARALLEL RIBBONS AT 4" O.C.
- REFER TO INSULATION ADHESIVE PRODUCT DATA SHEET FOR RIBBON WIDTH



**ZONE 3**

- PARALLEL RIBBONS AT 4" O.C.
- REFER TO INSULATION ADHESIVE PRODUCT DATA SHEET FOR RIBBON WIDTH



**NOTES:**

1. SOPREMA DETAIL DRAWINGS: REFER TO SOPREMA AND OTHER RELATED PUBLISHED DOCUMENTATION, PRODUCT DATA SHEETS (PDS) AND SAFETY DATA SHEETS (SDS) FOR ADDITIONAL INFORMATION. ALL DETAIL DRAWINGS AND RELATED INSTALLATION GUIDELINES ARE PROVIDED BY SOPREMA FOR THE SOLE PURPOSE OF ISSUING A SOPREMA WARRANTY. ACCORDINGLY, THE DETAIL DRAWINGS ARE NOT OFFERED, AND SHOULD NOT BE CONSIDERED, AS A SUBSTITUTE FOR PROFESSIONAL DESIGN SERVICES.
2. SOPREMA NOR ITS EMPLOYEES ARE DESIGNER OF RECORD FOR ANY PROJECT. FASTENING PATTERNS PROVIDED BY SOPREMA ARE FOR SOPREMA WARRANTY PURPOSES ONLY. REFER TO LOCAL BUILDING CODES, DESIGNER OF RECORD DOCUMENTS, AND JURISDICTIONAL/AGENCY APPROVALS FOR PROJECT-SPECIFIC FASTENING REQUIREMENTS.

**SOPREMA**<sup>®</sup>

US CORPORATE ADDRESS  
310 QUADRAL DRIVE  
WADSWORTH, OHIO 44281  
www.soprema.us  
Tel: 330.334.0066

PROJECT:	DRAWN BY: SOPREMA TECHNICAL SUPPORT, GGALLOWAY	
TITLE: <b>6" O.C. RIBBON ADHESIVE PATTERN AND PRESCRIPTIVE ENHANCEMENTS</b>	NO.:	REVISION:
	DATE: 3.6.2020	DATE:
	SCALE: NTS	DRAWING NUMBER: <b>US.FP.15.02</b>

NO.:	REVISION:	DATE:
DATE: 3.6.2020	SCALE: NTS	DRAWING NUMBER: <b>US.FP.15.02</b>