

ALSAN® RS QUARTZ AGGREGATE

Mineral Decorative Non-Slip Surfacing



APPLICATIONS

ROOFING

WATERPROOFING

PRODUCT DATA SHEET PD10362 - REV 230926

PRODUCT NUMBERS:

- L-A106 - **50 lb Bag** - "0" Natural quartz
- L-A107B - **50 lb Bag** - "1" Natural quartz
- L-A107A - **50 lb Bag** - "2" Natural quartz
- A829 - **50 lb Bag** - **Alsan RS Quartz 40-S Grade**
- A830 - **50 lb Bag** - **Alsan RS Quartz 25-S Grade**

Physical samples are available upon request.

DESCRIPTION & FEATURES:

ALSAN RS QUARTZ AGGREGATE are colored aggregates used to achieve an aesthetic finish, bond/wearing layer or non-skid wearing surface for ALSAN RS or ALSAN TRAFIK RS systems. **ALSAN RS QUARTZ AGGREGATE** are washed, kiln-dried, dust-free, angular grain quartz silica suitable for broadcasting and are available in a variety of colors.

ALSAN RS QUARTZ AGGREGATE is available in two grades:

- Grade 0: 0.4 - 0.8 mm (40-S: 40 mesh spherical)
- Grade 1: 0.7 - 1.2 mm (25-A: 25 mesh angular)
- Natural Quartz is also available in 0, 1 & 2 sizes.

APPLICATION:

ALSAN RS Quartz Aggregate is hand-broadcast into an appropriate coat of ALSAN RS or ALSAN TRAFIK RS resins, mortars and surfacing layers. When applying a colored quartz finish, SOPREMA recommends blending a minimum of three different colored aggregates for the best aesthetic results. Refer to individual product data sheets for additional information regarding mixing, application and use.

Refer to the ALSAN RS Roofing or
ALSAN TRAFIK RS Waterproofing Technical Manuals
for additional application guidelines.

STORAGE:

Store in a clean, dry location and cover as necessary to protect from environmental damage such as extreme cold, heat or moisture.

WARRANTY:

For more information refer to www.SOPREMA.us or contact your SOPREMA representative.



ALSAN® RS QUARTZ AGGREGATE

Mineral Decorative Non-Slip Surfacing



APPLICATIONS

ROOFING

WATERPROOFING

PRODUCT DATA SHEET PD10362 - REV 230926

STANDARD COLORS:



ICE




BLUE WATER



OCEAN BLUE -2




GREY MIST




EMERALD




CALICO -2



SAHARA



ROCOCO -2




NATURAL


SPECIAL COLORS:¹



GRANITE




SEA MIST




ALFALFA



OXEN




NIGHT LIFE



BLACK GRANITE



BLUE GRANITE



STONE BLUE




BISQUE




DAY BREAK




SANDALWOOD




BEACH



CARMEL



ROSURIENT



COLONIAL BRICK

¹ Special colors are not kept in stock, please allow additional time before receipt.

Color swatches are for representation only and a test patch should be applied to verify a color match. Physical color samples are available upon request.



SOPREMA.US • 1.800.356.3521

SOPREMA.CA • 1.877.MAMMOUTH